

St Albert's Catholic Primary School
20th November 2019

RWI Phonics Parent Meeting



Why Phonics?

A complete literacy programme - systematic and structured.

Meets the demands of the new national curriculum, giving your children the best chance of success in the national tests.

We ensure that no child is left behind.

Storybooks align with the sounds learnt in class.

Who is **Phonics** for?

Reception/P1	Year 1/P2	Year 2/P3	Year 3/P4	Year 4/P5	Year 5/P6	Year 6/P7
Phonics A rigorous approach to teaching early reading and writing from Nursery to Year 1					Fresh Start Rescue older struggling readers in Years 5–8	
		Literacy and Language All your literacy and language teaching after Phonics in years 2 to 6				
		Spelling Spelling success in just 15 minutes a day in years 2 to 6				

A bit of technical knowledge...

Phonics = the sounds in our language.

Watch our [sound pronunciation guide](#).

Simple Speed Sounds chart

Consonants: stretchy

f	l	m	n	r	s	v	z	sh	th	ng
										nk

Consonants: bouncy

b	c	d	g	h	j	p	qu	t	w	x	y	ch
	k											

Vowels: bouncy

Vowels: stretchy

a	e	i	o	u	ay	ee	igh	ow
---	---	---	---	---	----	----	-----	----

Vowels: stretchy

oo	oo	ar	or	air	ir	ou	oy
----	----	----	----	-----	----	----	----

How does it work?

Children:

Learn 44 sounds and matching letters.

Learn to blend sounds to read words.

Read lots of specially written books.

This is **decoding**.

How does it work?

Children:

Talk a lot about what they have read to show they understand.

Listen to and discuss other ideas to deepen understanding.

This is **comprehending**.



The English language is a complex code...

It would be easy if we only had to learn Set 1 and Set 2 sounds.

ay	igh
play eight cake straight	right pie kite fly

Set 3 sounds

Complex Speed Sounds chart

Consonants: stretchy

f	l	m	n	r	s	v	z	sh	th	ng
ff	ll	mm	nn	rr	ss	ve	zz	ti		nk
ph	le	mb	kn	wr	se		s	ci		
					c					
					ce					

Consonants: bouncy

b	c	d	g	h	j	p	qu	t	w	x	y	ch
bb	k	dd	gg		g	pp		tt	wh			tch
	ck				ge							
	ch											

Vowels

a	e	i	o	u	ay	ee	igh	ow
	ea				ā-e	y	i-e	o-e
					ai	ea	ie	oa
						e	i	o

oo	oo	ar	or	air	ir	ou	oy	ire	ear	ure
ū-e			oor	are	ur	ow	oi			
ue			ore		er					
ew			aw							
			au							



How do phonics help us read?

Say “hello” to Fred.

Fred can *only* talk in sounds...

He says “c_a_t.” Not **cat**.

We call this *Fred Talk*.

Watch [Ruth Miskin explains Fred Talk](#).



How does my child learn to read at St Albert's?

All staff involved have been fully trained/ refresh trained.

Split into 10 groups from Reception – Y2.

Children work daily on the phonics straight after Register, so MUST be punctual.

Work on new sounds, revisit other sounds, read red words, green words and then the story.

Children who read at home do well at school

- Read fluently
- Write confidently
- Speak articulately



How to help your child at home...



Children who never have a story read to them, who never hear words that rhyme, who never imagine fighting with dragons or marrying a prince, have the odds overwhelmingly against them.

Maryanne Wolf


**You can read stories with your child.
Relentlessly.**

Read favourite stories **over and over** again.

Read some stories at a **higher level than they can read themselves.**

Listen to them reading their **home reading books.**

Children are wired to thrive on repetition



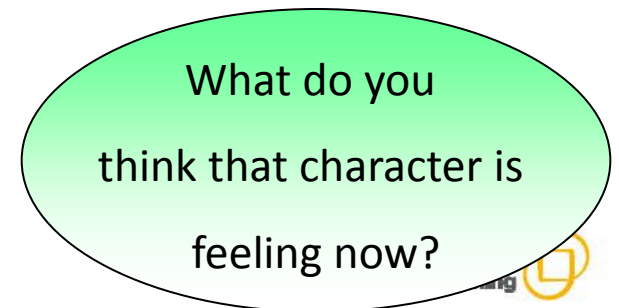
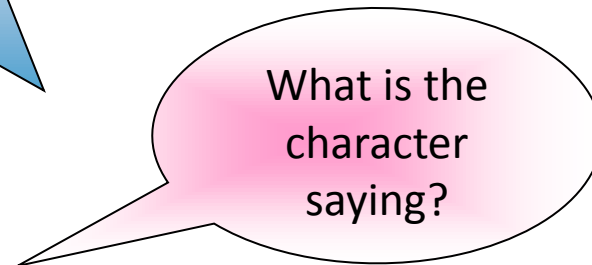
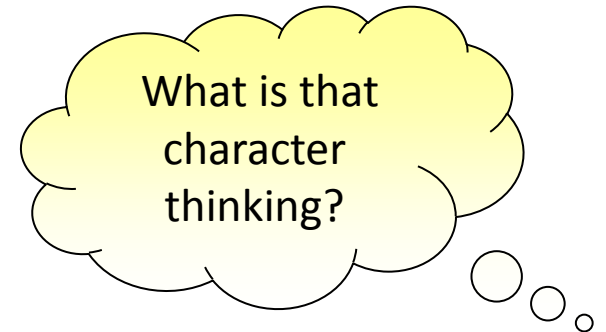
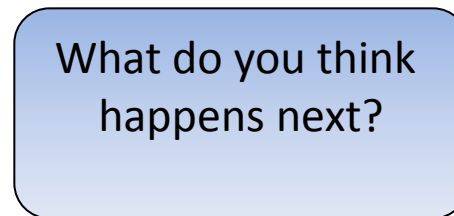
Be a 'talk-a-lot' family

- **Talk** to your child as much as possible
- Use new and ambitious vocabulary
- Build interesting sentences together

And...

Asking lots of questions!

Use these prompts to help you:



And...

By **talking** to your child as much as possible and ‘feeding’ them new and different words:

“Let’s **eat** our lunch now.”

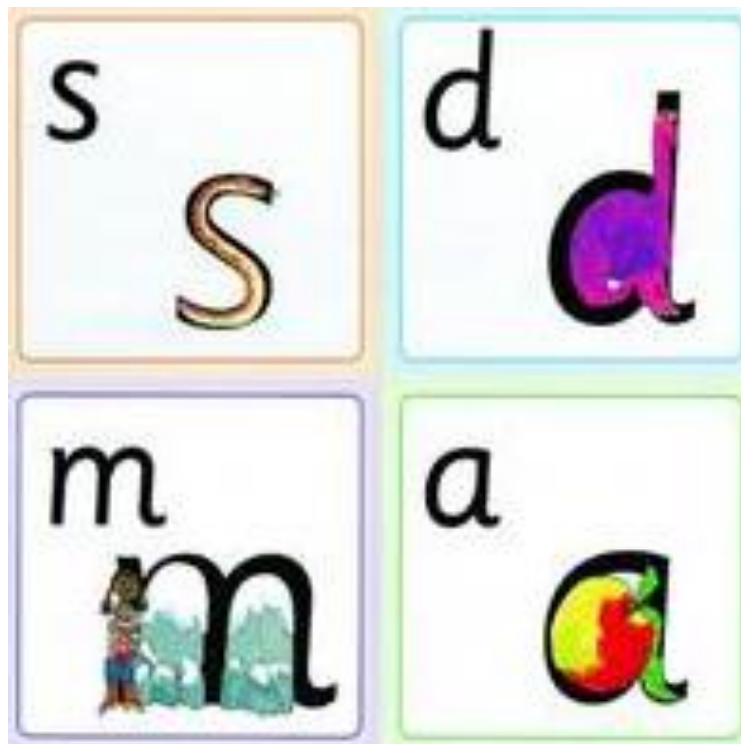
“Let’s **munch** our lunch now.”

“Let’s **scoff** our lunch now.”

“Let’s **devour** our lunch now!”

You can practise pronouncing sounds.

Remember no 'fuh' and 'luh'!



You can have fun with Fred Talk.

“What a tidy r-oo-m!”

“Where’s your c-oa-t?”

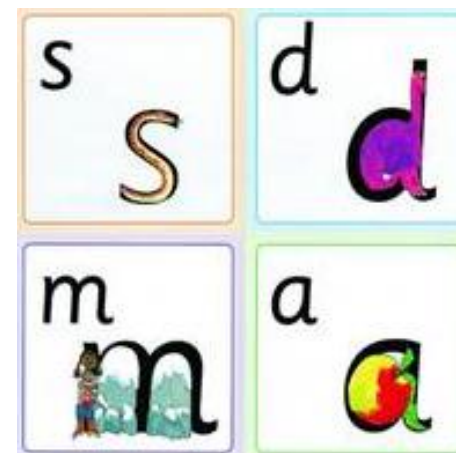
“Time for b-e-d!”



Thank you...



Happy reading!



Thank you for coming.

